

***National Type Evaluation Program
Certificate of Conformance
for Weighing and Measuring Devices***

For:

Indicating Element
Digital Electronic
Model: 4300 and 4100XL
 n_{\max} : 10 000

Accuracy Class: III

Submitted by:

Doran Scales, Inc.
1315 Paramount Pkwy
Batavia, IL 60510
Tel: (630) 879-1200
Fax: (630) 879-0073
Contact: Thomas Whyte

Standard Features and Options

Light emitting diode (LED) display
Semi-automatic (push button) zero setting mechanism
Automatic zero setting mechanism
Initial zero setting mechanism
Remote printer capability
AC power supply
RS-232 communication port
Pound/kilogram/gram/ounce units

OPTIONS:

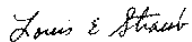
Remote switch that can be used for one of the following functions:

1. Unit conversion
2. Zero
3. Print

Temperature Range: -10 °C to 40 °C (14 °F to 104 °F)

This device was evaluated under the National Type Evaluation Program (NTEP) and was found to comply with the applicable technical requirements of Handbook 44, "Specifications, Tolerances, and Other Technical Requirements for Weighing and Measuring Devices." Evaluation results and device characteristics necessary for inspection and use in commerce are on the following pages.

Effective Date: August 8, 2000



Louis E. Straub
Chairman, NCWM, Inc.



G. Weston Diggs
Chairman, National Type Evaluation Program Committee

Issue date: September 1, 2000

Note: The National Conference on Weights and Measures does not "approve", "recommend", or "endorse" any proprietary product or material, either as a single item or as a class or group. Results shall not be used in advertising or sales promotion to indicate explicit or implicit endorsement of the product or material by the NCWM.

This is a reissuance by the NCWM of a Certificate of Conformance already issued by the National Institute of Standards and Technology.

**Doran Scales, Inc.
Indicating Element
Models: 4300 and 4100XL**

Application: General purpose indicating element to be used with an approved and compatible weighing element.

Identification: The required information is on a destructible label attached by adhesive or a metal badge riveted or glued to the right side or rear of the indicator.

Sealing: The device can be sealed with a wire security seal threaded through two screws on the back panel of the indicator to prevent undetected access to the operator/calibration switch.

Test Conditions: This Certificate supersedes Certificate of Conformance Number 97-038 and is issued without additional testing to include the Model 4100XL, which has fewer features and options than the Model 4300, and to include a self-adhesive badge for identification. Previous tests conditions are listed below for reference.

Certificate of Conformance Number 97-038: The emphasis of this evaluation was on the device design, marking requirements, performance, and compliance with influence factors. The Doran 4300 indicator was interfaced with a load cell simulator for the evaluation. Several increasing/decreasing load tests were performed. The indicator was tested over a temperature range of -10 °C to 40 °C (14 °F to 104 °F).

The results of the evaluations indicate the devices comply with applicable requirements of NIST Handbook 44.

Type Evaluation Criteria Used: NIST Handbook 44, 2000 Edition

Tested By: W. West and A. McCoy (OH0 97-038)

Information Reviewed By: A. McCoy (OH) 97-038A1

***National Type Evaluation Program
Certificate of Conformance
for Weighing and Measuring Devices***

For:

Bench and Floor Scale Weighing Elements
Load Cell Electronic

Models: DSP3000 and DSP5000 Series *

n_{\max} : 3000 e_{\min} : (See Page 2)

Capacity: 50 lb to 1000 lb (See Page 2)

Platform: 18" x 18", 18" x 24", or 24" x 24"
(See Page 2)

Accuracy Class: III

Submitted by:

Doran Scales, Inc.
1315 Paramount Parkway
Batavia, IL 60510
Tel: (630) 879-1200
Fax: (630) 879-0073
Contact: Bill Snyder

Standard Features and Options

* Model Designation: DSP3XXX or DSP5XXXX/YYYY, where XXXX indicates the capacity of the scale in pounds, and YYYY indicates the length and width of the weighing element in inches.

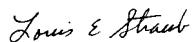
Specific model numbers, capacities, and sizes of scales covered by this Certificate are listed on Page 2.

Load Cell: Teda-Huntleigh Model 1250 (Certificate of Conformance Number 89-054A1) or equivalent NTEP approved load cell

Temperature Range: -10 to 40 °C (14 to 104 °F)

This device was evaluated under the National Type Evaluation Program (NTEP) and was found to comply with the applicable technical requirements of Handbook 44, "Specifications, Tolerances, and Other Technical Requirements for Weighing and Measuring Devices." Evaluation results and device characteristics necessary for inspection and use in commerce are on the following pages.

Effective Date: May 13, 1998



Louis E. Straub
Chairman, NCWM, Inc.



G. Weston Diggs
Chairman, National Type Evaluation Program Committee

Issue date: September 3, 1998

Note: The National Conference on Weights and Measures does not "approve", "recommend", or "endorse" any proprietary product or material, either as a single item or as a class or group. Results shall not be used in advertising or sales promotion to indicate explicit or implicit endorsement of the product or material by the NCWM.

This is a reissuance by the NCWM of a Certificate of Conformance already issued by the National Institute of Standards and Technology.

Doran Scales, Inc.
Bench and Floor Scale Weighing Elements
Models: DSP3000 and DSP5000 Series

Application: For use in general purpose weighing applications when interfaced with a certified compatible indicating element.

Identification: Metal identification plate is riveted to the side of the weighing element.

Model Designations: The specific models, capacities, and sizes covered by this Certificate are listed below:

Model	Capacity (lb)	Size	e _{min} (lb)
DSP3050*	50	18" x 18"	0.02
DSP3060	60	18" x 18"	0.02
DSP3100	100	18" x 18"	0.05
DSP3150	150	18" x 18"	0.05
DSP3200	200	18" x 18"	0.10
DSP3250	250	18" x 18"	0.10
DSP3300	300	18" x 18"	0.10
DSP5050	50	18" x 24" or 24" x 24"	0.02
DSP5060	60	18" x 24" or 24" x 24"	0.02
DSP5100	100	18" x 24" or 24" x 24"	0.05
DSP5150	150	18" x 24" or 24" x 24"	0.05
DSP5200*	200	18" x 24" or 24" x 24"	0.10
DSP5250	250	18" x 24" or 24" x 24"	0.10
DSP5300	300	18" x 24" or 24" x 24"	0.10
DSP5500	500	18" x 24" or 24" x 24"	0.20
DSP5750	750	18" x 24" or 24" x 24"	0.50
DSP51000*	1000	18" x 24" or 24" x 24"	0.50

* Device submitted for evaluation

Sealing: The weighing element has no metrological functions that require the use of a security seal. Calibration and configuration of the scale are done through the attached indicator.

Test Conditions: This Certificate supersedes Certificate of Conformance (CC) Number 89-113A1 and is issued to add the DSP3000 Series. The DSP3000 Series was originally located on CC Number 89-112A1. No additional testing was required. Since test conditions for 89-112A1 and 89-113A1 are identical, only test conditions for 89-112A1 are repeated below for reference.

Doran Scales, Inc.
Bench and Floor Scale Weighing Elements
Model: DSP3000 and DSP5000 Series

Test Conditions Continued:

Certificate of Conformance Number 89-112A1: Additional testing was required to cover additional capacities and to increase the maximum number of divisions. The emphasis of this evaluation was on the marking, influence factors, and compliance with other performance requirements. For the purposes of this evaluation, a 50-lb weighing element (Model DSP3050) and a 1000-lb (Model DSP51000) weighing element were tested. The scales were interfaced with Doran Model 4200M indicating elements. The scales were both tested over a temperature range of -10 °C to 40 °C (14 °F to 104 °F). Power variation tests were conducted using 100 VAC and 130 VAC. Increasing/decreasing load and shift tests were conducted. A load of approximately one-half capacity was applied to the DSP3050, 100 280 times and to the DSP51000, 100 120 times. The scales were tested periodically during this time.

Certificate of Conformance Number 89-112: For this evaluation a 200-lb and a 1000-lb weighing element were interfaced with a Doran Model 8000 indicator. The emphasis of the evaluation was on the device design, marking, and compliance with influence factor requirements. Several increasing/decreasing load and shift tests were performed. Each scale was tested over a temperature range of -10 °C to 40 °C (14 °F to 104 °F). A load of approximately one-half scale capacity was applied to the 1000-lb scale 100 090 times and to the 200-lb scale 100 150 times. The scales were tested periodically during this time.

The results of the evaluations indicate the devices comply with the applicable requirements.

Type Evaluation Criteria Used: NIST Handbook 44, 1998 Edition

Tested By: J. Truex and B. Badenhop (OH) 89-113

Information Reviewed By: T. Ahrens (NIST) 89-113A2

***National Type Evaluation Program
Certificate of Conformance
for Weighing and Measuring Devices***

For:

Bench Scale Weighing Element
Load Cell Electronic
Model: DXL7000, DXL8000 and DXL 9000 Series
* (See Below)
 n_{max} : 5000;
Capacity: 5 lb to 200 lb
Platform: 10" x 10", 12" x 12" and 15" x 15"
*(See Below)
Accuracy Class: III

Submitted by:

Doran Scales, Inc.
1315 Paramount Parkway
Batavia, IL 60510
Tel: (630) 879-1200
Fax: (630) 879-0073
Contact: Bill Snyder

Standard Features and Options

MODEL	CAPACITY	PLATFORM
DXL 7005	5 lb x 0.001 lb	10" x 10"
DXL 7010	10 lb x 0.002 lb	10" x 10"
DXL 7025	25 lb x 0.005 lb	10" x 10"
DXL 7050	50 lb x 0.01 lb	10" x 10"
DXL 8050	50 lb x 0.01 lb	12" x 12"
DXL 8100	100 lb x 0.02 lb	12" x 12"
DXL 9050	50 lb x 0.01 lb	15" x 15"
DXL 9100	100 lb x 0.02 lb	15" x 15"
DXL 9200	200 lb x 0.05 lb	15" x 15"

Other Models:

DXL 7XXX/YY where XXX = capacity in pounds and YY = platter dimensions in inches, not to exceed 100 sq in
DXL 8XXX/YY where XXX = capacity in pounds and YY = platter dimensions in inches, not to exceed 144 sq in
DXL 9XXX/YY where XXX = capacity in pounds and YY = platter dimensions in inches, not to exceed 225 sq in
Example: DXL7005/66 is a 5 lb device with 6" x 6" platter

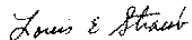
Load Cells Used:

Tedea Model 1022 (CC No 96-122), Tedea Model 1040 (CC No 89-075A2), Tedea Model 1042 (CC No 96-123) or an approved NTEP equivalent.

Temperature Range: -10° C to 40° C (14° F to 104° F)

This device was evaluated under the National Type Evaluation Program (NTEP) and was found to comply with the applicable technical requirements of Handbook 44, "Specifications, Tolerances, and Other Technical Requirements for Weighing and Measuring Devices." Evaluation results and device characteristics necessary for inspection and use in commerce are on the following pages.

Effective Date: November 15, 2000



Louis E. Straub
Chairman, NCWM, Inc.



G. Weston Diggs
Chairman, National Type Evaluation Program Committee

Issue date: November 27, 2000

Note: The National Conference on Weights and Measures does not "approve", "recommend", or "endorse" any proprietary product or material, either as a single item or as a class or group. Results shall not be used in advertising or sales promotion to indicate explicit or implicit endorsement of the product or material by the NCWM.

Doran Scales, Inc.
Bench Scale Weighing Element
Load Cell Electronic
Models: DXL 7000, DXL 8000 and DXL 9000

Application: For use in general purpose weighing applications interfaced with an approved and compatible indicator.

Identification: The required information is on a self-destructive label attached by adhesive or a metal identification badge affixed to the device under the platter

Sealing: There are no metrological features in the weighing element, all changes are made through the indicator. The indicator is sealed according to the manufacturer's instructions for the particular indicator used.

Test Conditions: This certificate supercedes and replaces Certificate of Conformance 97-097 and is issued to include the Model DXL 9000, capacities from 50 lb to 200 lb, and platform size of 15" x 15". Due to the narrow range of capacities, one scale was submitted for evaluation, a Model DXL 9100, 100 lb x 0.02 lb, 15" x 15" platform. For the purpose of this evaluation, the load receiving element was interfaced with a Doran Model 8600M indicating element (Certificate of Conformance number 94-033).

The emphasis of the evaluation was on the device design, operation, performance and compliance with influence factor requirements. Several increasing/decreasing load tests and shift tests were performed. The device was tested over a temperature range of -10° C to 40° C (14° F to 104° F). A load of approximately one-half capacity was applied to the scale over 100 000 times. The scale was tested periodically during this time

The original test conditions are repeated below for reference.

Certificate of Conformance 97-097 : The emphasis of the evaluation was on the device design, operation, performance and compliance with influence factor requirements. For the purpose of this evaluation two devices were tested the DXL7005 and the DXL 8100 were interfaced with the Doran 8600 (CC#94-033) indicator. Several increasing/decreasing load tests and shift tests were performed. Additionally, tests were conducted using 100 VAC and 130 VAC power supply. The device was tested over a temperature range of -10° C to 40° C (14° F to 104° F). A load of approximately one-half capacity was applied to both scales 100 800 times. The scale was tested periodically during this time.

The results of the evaluation indicate the device complies with the applicable requirements of NIST Handbook 44

Type Evaluation Criteria Used: NIST Handbook 44, 2000 Edition

Tested By: A. McCoy (OH), W. West (OH) and T. Lucas (OH)

Information Reviewed By: S. Patoray, NCWM (97-097A1)